

Door Catalogue





Specialist producers and suppliers
of Wood Polymer Composite (WPC)
interior doors, wardrobes, kitchens,
ceiling and skirting.

The logo for FAHAM INTERNATIONAL features a stylized icon of seven dots arranged in a 2x4 grid, with the top-right dot colored blue. To the right of the icon, the word "FAHAM" is written in a large, bold, sans-serif font. Below "FAHAM", the word "INTERNATIONAL" is written in a smaller, all-caps, sans-serif font, underlined. At the bottom of the logo, the tagline "Open your door to quality" is written in a smaller, sans-serif font.


FAHAM
INTERNATIONAL
Open your door to quality

Contents

Introduction	1 - 7	Alternatives	60 - 75
About Us	2 - 3	Double Doors	62 - 65
WPC	4 - 5	Sliding Doors	66 - 67
Eco-Friendly	6 - 7	Hospital Doors	68 - 73
		Fire Rated Doors	74 - 75
Doors Series	8 - 33	More	76 - 93
Economy	12 - 15	Exterior Security Doors	78 - 83
Standard	16 - 19	Wardrobes & Kitchens	84 - 85
Advanced	20 - 27	Ceiling & Skirting	86 - 87
Premium	28 - 31	MDF Wall covering	88 - 91
WPC SPECS	32 - 33	Hardware & Accessories	92 - 93
Doors Models	34 - 59	Contact	94 - 95
Model Images	36 - 55		
Model Chart	56 - 59		

-
- Intro
 - Doors
 - Models
 - Alternatives
 - More
 - Contact

Download the catalog, find us, or create your door at the palm of your hands!
Faham International App available on IOS and Android.



ABOUT US

FAHAM INTERNATIONAL F.Z.E. specialises in the design, production and installation of a variety of wooden products.

Covering an area of 10,000 square meters, in the heart of the business and commercial center of the Middle East, the company was established in 2004 in Jebel Ali (Dubai). FAHAM INTERNATIONAL built itself a proud reputation for successful fulfillment of large and small contracts throughout the Middle East & Africa, many resulting from recommendations from satisfied clients.

Over a decade of our establishment, we now have proudly expanded to include and embrace that establishment with a vast network of showrooms, factories, and storage facilities within and around the region, including all G.C.C, Tunisia, Nigeria.

We are empowered by our own in-house computerised design and production facilities, including our own WPC profile extrusion lines. Our work force is fully qualified to be able to manufacture and install the most complex jobs.

مقدمة

فصلم للبوليتي.ج.


يتخصص في تصنيع فحام الدولية في تصميم وانتاج وتركيب مختلف الأعمال الخشبية.

تأسست في عام 2004 في قلب مركز التجارة والأعمال بالأمم المتحدة، في منطقة جبل علي في دبي على مساحة 10,000 متر مربع.

إن الإمكانيات الهندسية والتقنيات الحديثة المختلفة والعالية الجودة، قد أكسبتنا السمعة الناجحة في تنفيذ المشاريع الحكومية والخاصة في دول مجلس التعاون الخليجي خاصة والأمم المتحدة بصفة عامة.

تتخذ الشركة أنها تأسست بعد 10 سنوات فقط من تأسست في صلبها شبكة من المعارض والمصانع والمخازن والممثلين والمصوقين داخل وحول المنطقة بما في ذلك جميع دول مجلس التعاون الخليجي ومناطق أخرى حول العالم منها (تونيس - نيجيريا) .

إننا نطمح بوصول دائم إلى تطوير منتجاتنا للريادة في مجال صناعة الأبواب والخزائن والمطابخ الخشبية في منطقة الخليج العربي والأمم المتحدة.



تقنية الـ WPC

WPC

FAHAM INTERNATIONAL products are manufactured using Wood Polymer Composite technology (WPC).

WPC is a revolutionary wood composite derived by combining recycled wood waste with plastic resin to produce a granular raw material. This is further processed into wood grain finished products.

By using proprietary extrusion moulding process, our granules can be transformed into various types of products, such as, doors, wardrobes, kitchens, skirting, ceilings, wall panels etc. for both interior and exterior applications.

منتجات فحام الدولية مصنعة من مادة الـ WPC وهي خليط من بودرة الخشب مدعم بحبيبات البلاستيك مصنعة بأحدث التقنيات العلمية بعد اجتيازها العديد من الاختبارات العلمية والمحلية.

إن مادة الـ WPC قد أحدثت ثورة في عالم الصناعات الخشبية. مصنوعة من خلال المزج بين حبيبات خشبية معاد تدويرها مع حبيبات بلاستيك، لإنتاج مواد خام بشكل دائم، يتم تشكيلها بعمليات صناعية ومكان تصنيع لمنتجات عدة، مثال الأبواب والخزائن والمطابخ والتعلات والصفوف والحوائط الخشبية للاستخدامات الداخلية والخارجية.

مميزات الـ WPC عن الخشب الطبيعي

The benefits of our WPC products over natural wood:

- 100% Waterproof
- Resistance to rot and crack
- Stable over wide temperature range
- Outstanding screw and nail retention
- No need to paint, wax, or stain on site
- Does not require periodic painting
- Impervious to insects
- High scratch resistance
- Environmentally friendly
- Contains no toxic, chemicals, or preservatives
- Low maintenance cost due to the high quality material and build

- صد الماء 100%.
- مقاوم للتلف والانهيار.
- مقاوم للتغيرات المناخية ودرجات الحرارة العالية.
- ثبات البراغي بقوة أكبر من الخشب الطبيعي.
- منتجات جاهزة لتحتاج إلى صيغ أو تنظيف أو صغرة بمواقع التركيب.
- لا تتطلب صيغ بشكل دوري كونه ملبص بطلاء خشبية ملونة بالألوان الخشبية.
- صد الأرملة والحشرات.
- مقاومة ممتازة للخدش وسهولة المعالجة في حالة الخدش المتعمدة.
- صديق للبيئة. لا يحتوي على مواد كيميائية ضارة أو حافظة.
- تكاليف صيانة منخفضة لجودة المنتج العالية.



ECO-FRIENDLY

FAHAM INTERNATIONAL Products contribute immensely to the protection of our environment in a number of areas that include:

- FAHAM products are manufactured from a fully sustainable and renewable resource.
- FAHAM products remove huge volumes of wood and polymer from the waste stream.
- FAHAM products are made using recycled materials and are them self recyclable.
- FAHAM products contain no harmful chemicals, glues, preservatives or agents.
- FAHAM products primarily replace hardwoods and as such contribute to the continued reduction of the destruction of the Worlds Rain Forests.
- FAHAM products are virtually non porous and non absorbent and as such it does not harbor bacteria nor will it allow bacteria to breed in it. Thus removing the effects of wet and dry rot along with insect damage therefore the subsequent need to repair or replace as frequently as you do as a result of these issues.

نحن نحب البيئة

نحن ل نستخدم الخصب الخام. نحن ل نقتص الأصبجار. نحن ل نصاهم في تضر العالم. نحن ل نصاهم في دمار غابات العالم.

نحن نستخدم تكنولوجيا مادة ال WPC

منتجات فحام تصاهم بصل مكثف في حماية بيتنا في مجالات عدة منها:

- منتجات فحام مصنعة من موارد مستدامة و قابلة للتجديد.
- منتجات فحام تصاهم في تقليل التلص من كميات المخلفات من الخصب والبلاستيك.
- منتجات فحام يدخل في إنتاجها مواد معادة وقابلة للاعادة.
- منتجات فحام ل تحتوي على مواد كيميائية صارة ومواد حافظة.
- منتجات فحام تصخدم بديلة للخصب الطبيعي مما يصاهم في تقليل دمار غابات العالم.
- منتجات فحام تمنع وجود البكتريا والفطريات والتعفن بها مما يصاهم في حماية ال صحة العامة والبيئة.








DOOR SERIES

Our collection features a range of architecturally authentic door designs.

European styles, an ideal choice for middle eastern homes inspired by western architecture.



DOOR SERIES

Our wooden door product series comprises of four different categories structured based on market segments, targets, and needs.

Door types ranging from economic budget to luxurious premium, without any compromising with the quality that guarantees customer satisfaction and expectations.

○ ECONOMY

WPC Overlap Lip

WPC Flush Lip

● STANDARD

16 Profile

33 Profile

● ADVANCED

Aluminium Lip

LX Profile

16 Overlap Profile

33 Overlap Profile

● PREMIUM

60 / 33 Overlap

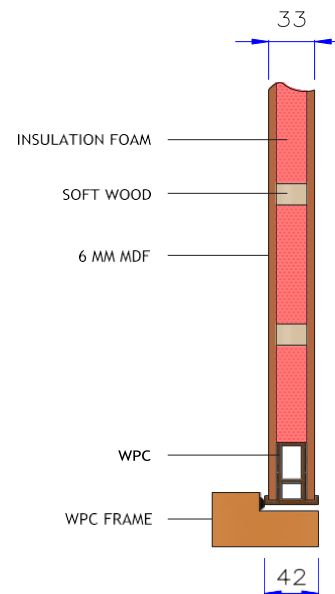
60 / 54 Overlap

○ ECONOMY

WPC OVERLAP LIP SYSTEM

Interior P.V.C laminated WPC + MDF flush doors

- Sizes: Made to measure
- Open style: Swing, Sliding
- Double leaf: Available
- Door leaf:
 - Both sides: MDF boards
 - Infilling: Sandwiched MDF 6mm + Insulation foam
+ soft wood + MDF 6mm
 - Surface : P.V.C laminate with natural colour
Melamine surface (certain colours)
 - Lipping: 100% WPC (waterproof)
- Door Frame: 100% WPC (waterproof)
- Door Architrave: 100% WPC (waterproof)



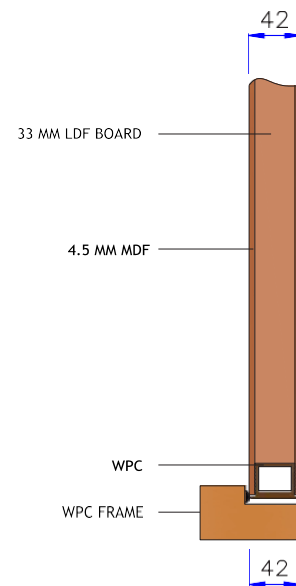


○ ECONOMY

WPC FLUSH LIP SYSTEM

Interior P.V.C laminated WPC flush doors

- | | |
|--------------------|--|
| • Sizes: | Made to measure |
| • Open style: | Swing, Sliding |
| • Double leaf: | Available |
| • Door leaf: | |
| - Both Sides: | 4.5mm MDF Board |
| - Infilling: | 33mm LDF Board |
| - Surface: | P.V.C laminate with natural colour
Melamine surface (certain colours) |
| - Lipping: | 100% WPC (Waterproof) |
| • Door Frame: | 100% WPC (waterproof) |
| • Door Architrave: | 100% WPC (waterproof) |



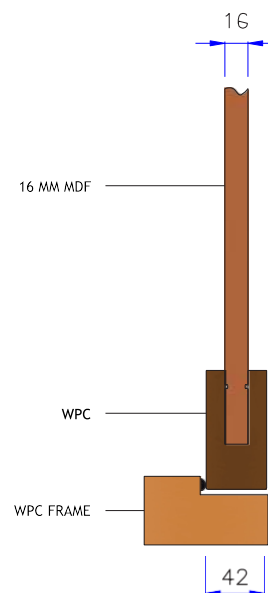


● STANDARD

16 PROFILE SYSTEM

Interior P.V.C laminated WPC profile doors

- Sizes: Made to measure
- Open style: Swing, Sliding
- Double leaf: Available
- Door leaf:
 - Stiles and Rails: 100% WPC profiles
 - Infilling: MDF Board
 - Surface: P.V.C laminate with natural colour
Melamine surface (certain colours)
 - Lipping: 100% WPC (waterproof)
- Door Frame: 100% WPC (waterproof)
- Door Architrave: 100% WPC (waterproof)



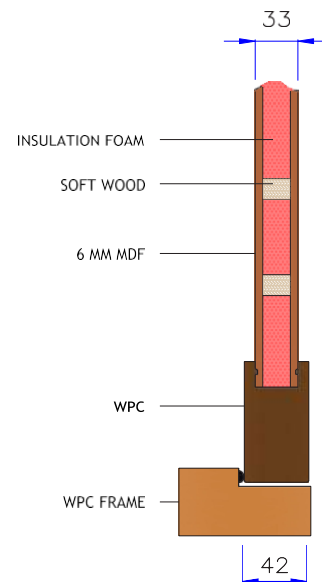


● STANDARD

33 PROFILE SYSTEM

Interior P.V.C laminated WPC profile doors

- Sizes: Made to measure
- Open style: Swing, Sliding
- Double leaf: Available
- Door leaf:
 - Stiles and Rails: 100% WPC profiles
 - Infilling: Sandwiched MDF 6mm + Insulation foam + soft wood + MDF 6mm
 - Surface: P.V.C laminate with natural colour
Melamine surface (certain colours)
 - Lipping: 100%WPC (waterproof)
- Door Frame: 100% WPC (waterproof)
- Door Architrave: 100% WPC (waterproof)



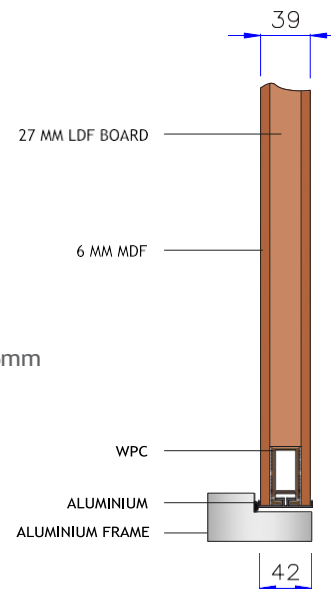



● ADVANCED

ALUMINIUM LIP SYSTEM

Interior P.V.C laminated WPC + Aluminium cover framing for special highly advanced applications

- Sizes: Made to measure
- Open style: Swing, Sliding
- Double leaf: Available
- Door leaf:
 - Both sides: MDF boards
 - In filling: Sandwitched MDF 6mm + 27mm LDF + MDF 6mm
 - Surface : P.V.C laminate with natural colour
Melamine surface (certain colours)
 - Lipping: Anodised aluminium profile
- Door Frame: Anodised aluminium profile
- Door Architrave: Anodised aluminium profile



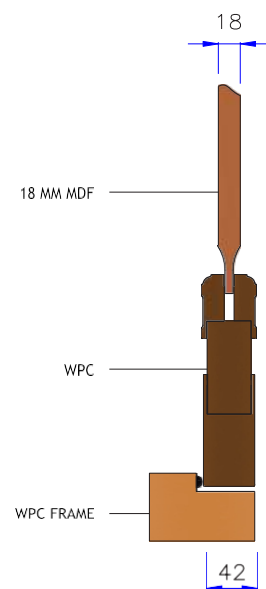



● ADVANCED

LX PROFILE SYSTEM

Interior P.V.C laminated WPC profile doors

- Sizes: Made to measure
- Open style: Swing, Sliding
- Double leaf: Available
- Door leaf:
 - Stiles and Rails: 100% WPC profiles
 - Infilling: MDF Board
 - Surface: P.V.C laminate with natural colour
Melamine surface (certain colours)
 - Lipping: 100% WPC (waterproof)
- Door Frame: 100% WPC (waterproof)
- Door Architrave: 100% WPC (waterproof)



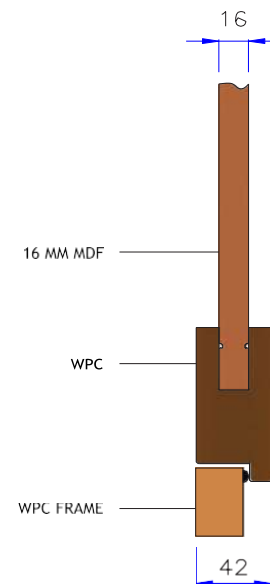


● ADVANCED

16 OVERLAP PROFILE SYSTEM

Interior P.V.C laminated WPC profile doors with extra sound insulation and air tightness.

- Sizes: Made to measure
- Open Style: Swing, Sliding
- Double leaf: Available
- Door leaf:
 - Stiles and Rails: 100% WPC profiles
 - Infilling: MDF Board
 - Surface: P.V.C laminate with natural colour
Melamine surface (certain colours)
 - Lipping: Overlap 100% WPC (waterproof)
- Door Frame: 100% WPC (waterproof)
- Door Architrave : 100% WPC (waterproof)



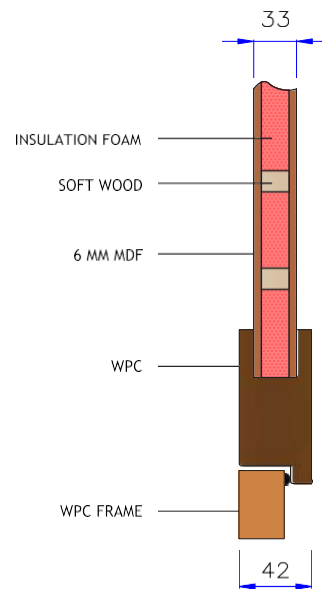


● ADVANCED

33 OVERLAP PROFILE SYSTEM

Interior P.V.C laminated WPC profile doors with extra sound insulation and air tightness.

- Sizes: Made to measure
- Open Style: Swing, Sliding
- Double leaf: Available
- Door leaf:
 - Stiles and Rails: 100% WPC profiles
 - Infilling: Sandwiched MDF 6mm + Insulation foam + soft wood + MDF 6mm
 - Surface: P.V.C laminate with natural colour
Melamine surface (certain colours)
 - Lipping: Overlap 100% WPC (waterproof)
- Door Frame: 100% WPC (waterproof)
- Door Architrave : 100% WPC (waterproof)



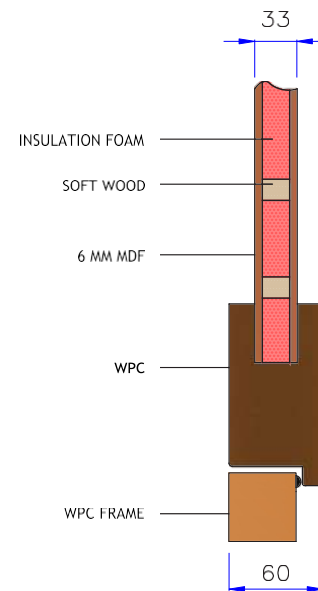



● PREMIUM

60 / 33 OVERLAP SYSTEM

Interior P.V.C laminated WPC profile doors with extra sound insulation and air tightness

- Sizes: Made to measure
- Open Style: Swing, Sliding
- Double leaf: Available
- Door leaf:
 - Stiles and Rails: 100% WPC profiles
 - Infilling: Sandwiched MDF 6mm + Insulation foam + soft wood + MDF 6mm
 - Surface: P.V.C laminate with natural colour
Melamine surface (certain colours)
 - Lipping: Overlap 100% WPC (waterproof)
- Door Frame: 100% WPC (waterproof)
- Door Architrave: 100% WPC (waterproof)



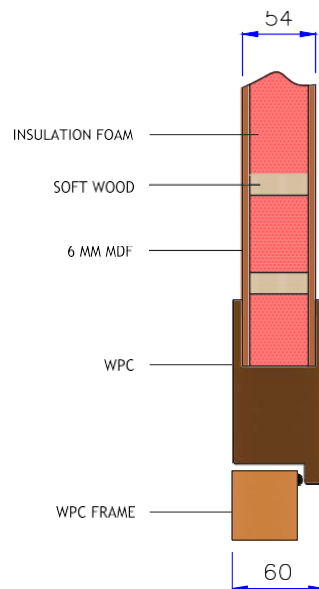


● PREMIUM

60 / 54 OVERLAP SYSTEM

Interior P.V.C laminated WPC profile doors with extra sound insulation and air tightness

- Sizes: Made to measure
- Open Style: Swing, Sliding
- Double leaf: Available
- Door leaf:
 - Stiles and Rails: 100% WPC profiles
 - Infilling: Sandwiched MDF 6mm + Insulation foam + soft wood + MDF 6mm
 - Surface: P.V.C laminate with natural colour
Melamine surface (certain colours)
 - Lipping: Overlap 100% WPC (waterproof)
- Door Frame: 100% WPC (waterproof)
- Door Architrave: 100% WPC (waterproof)





WPC SPECS

FAHAM INTERNATIONAL Wood Polymer Composite (WPC) is at the leading edge of current WPC industry. WPC material is made of Wood Fiber, Plastic, and a few chemical additives.

Wood Cellulose:

FAHAM WPC uses the choiceness of hard wood powder.

Polymer:

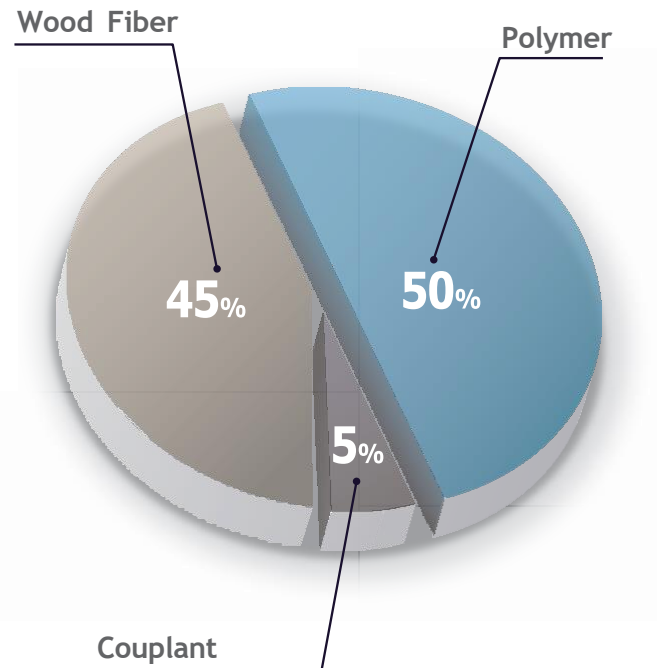
FAHAM WPC adopts the plastic material containing both new and reclaimed PVC (Polyvinyl Chloride) as per the strict ratio.

Chemical Additives (Couplant):

Like colorants, coupling agents, stabilizers, blowing agents, reinforcing agents, foaming agents and lubricants make wood and plastic compounded perfectly with Faham's own technology.

Producing Technique:

FAHAM owns the advanced producing lines to mix wood and plastic via high-impact extrusion under controlled proper temperatures.



Property	Result	Test Method *
Density	1.26	ASTM Request to be more than 0.9
Water Absorption %	2.72	ASTM D 570 Duration: 24 hours Conditions: Room Temperature
Coefficient of Linear Thermal Expansion mm/mm/°C	2.9X 10 ⁻⁵	ASTM 696
Weathering Resistance	Not affected after exposure to a weather-meter of 60°C, 50% R.H. and UV light for 500 hours.	ASTM G 154
Compressive, Strength, Mpa 28.74	28.74	ASTM D 695
Tensile Strength, Mpa	15.1	ASTM D 638
Modulus of Elasticity, Mpa	5345	ASTM D 198
Shear Strength, Mpa	15.4	ASTM D 198
Nail Pullout Resistance, N	495	ASTM D 1761 Average Load 196 N
Screw Pullout Resistance, N	1790	ASTM D 1761 Average Load: 942 N
Hardness, HR	104	ASTM D 785
Flame Distortion, Temperature, °C	200	Material has been tested at 150°C, 180°C, 200°C for 30 mins
Flammability, Temperature, °C	Inflammable material	Material tested directly by flame

* Tests were undertaken in certified laboratories in accordance to American international standards.






DOOR MODELS

Contemporary Designs- made up of straight and curved lines, combining two essential qualities in decoration, beauty and elegance.

FAHAM brings form, colour, and function together in a union of harmony and quality.





TR 01



TR 03



TR 08



TR 09



TR 13



TR 14



TR 16



TR 17



TR 18



EX 01



EX 02



EX 04



TR 33 M1



TR 33 M2



TR 33 M3



TR 33 M7



U-A 77



U-B 88



U-A 11



U-B 55



A 22



A 22 (ALUM LIP)



LX 02



LX 03



VG 4



VG 5



WVG 4



WVG 5



MPR 01



MPR 03



MPR 13



MPR 18



GPR 01



GPR 09



GPR 11



GD 02

EXTRA HEIGHT DOORS (Up to 3.5mtr height)



TR 01



TR 13

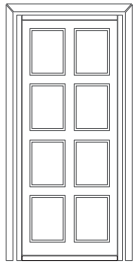


TR 16

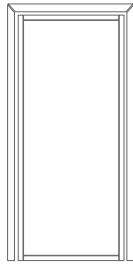


TR 18


Panel Models



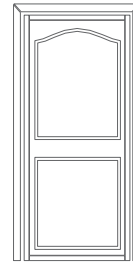
U-A11



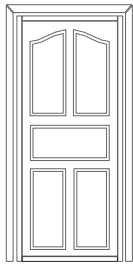
U-A22



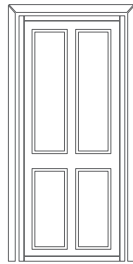
U-A33



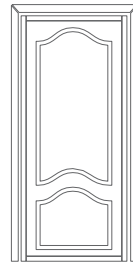
U-A44




U-A55



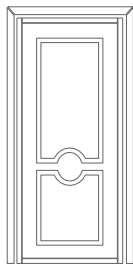
U-A66



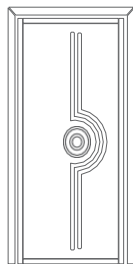
U-A77



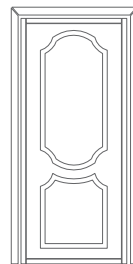
U-B11




U-B12



U-B55

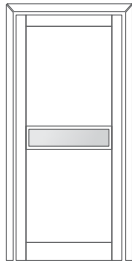


U-B66



U-B88

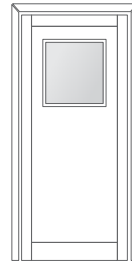
Glass Doors



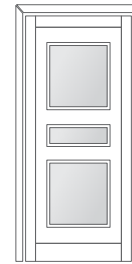
GD 01



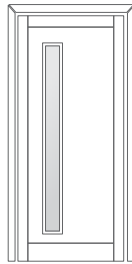
GD 02



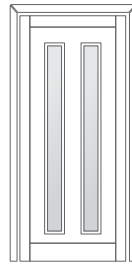
GD 03




GD 04




GD 05



GD 06

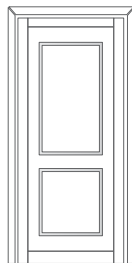


GD 07



GD 08

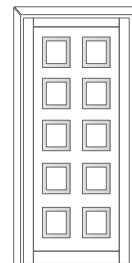
Exposed Decore Panel Models



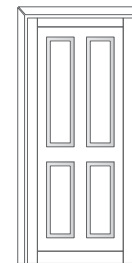
EX 01



EX 02



EX 03




EX 04

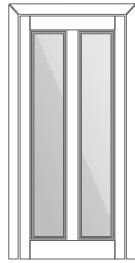
Profile Models



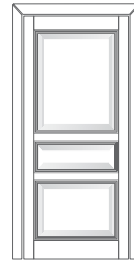
LX Models



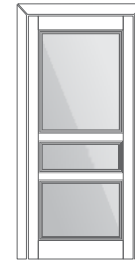
LX 01



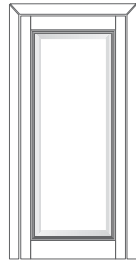
GLX 01



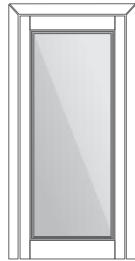
LX 02



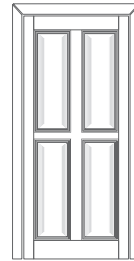
GLX 02



LX 03



GLX 03

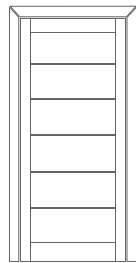


LX 04

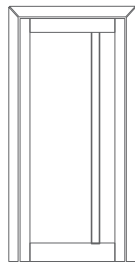


GLX 04

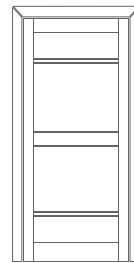
Striped Models



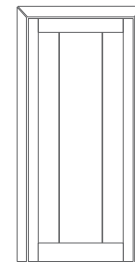
TR 33 M1



TR 33 M2

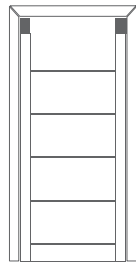


TR 33 M3

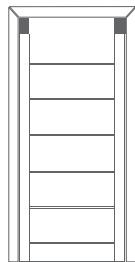


TR 33 M7

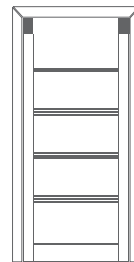
V-Groove Models



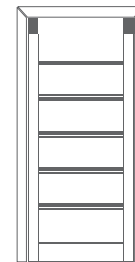
VG 4



VG 5




WVG 4




WVG 5





ALTERNATIVES

Our own in-house facilities and high technical experience and abilities; allow us flexibility to provide our doors in a variety of mechanisms.



DOUBLE DOORS





DOUBLE DOORS





SLIDING DOORS








HOSPITAL DOORS





HOSPITAL DOORS






FIRE RATED DOORS

Resists, retards and inhibits fire from spreading throughout your home.

FAHAM fire rated doors emphasises on life safety and property protection. Tested in accordance to British Standard 476 at Warrington UK.





30 Min Fire Rated




60 Min Fire Rated



75 Min Fire Rated

MORE...FROM FAHAM






Enhance the look and value of your place with Security doors, Wardrobes, Kitchens, Ceiling, Skirting and Wall covering from FAHAM.

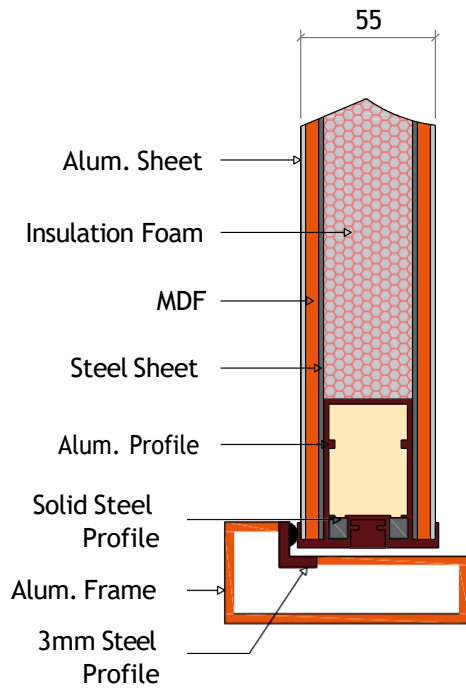
EXTERIOR SECURITY DOORS



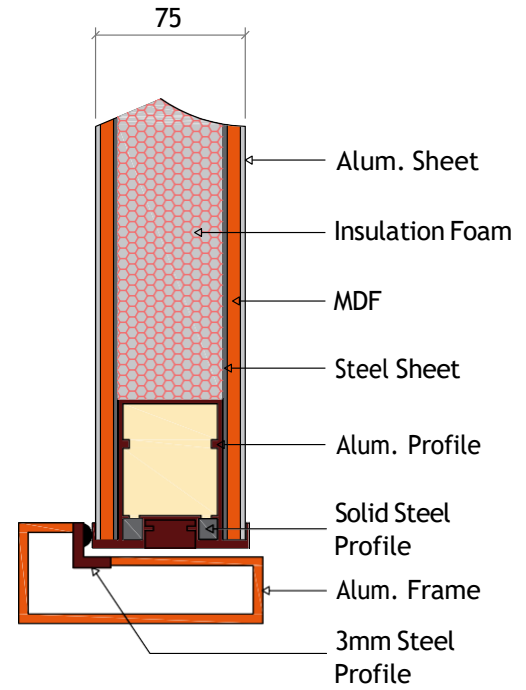


EXTERIOR SECURITY DOORS





LEAF THICKNESS : 55MM



LEAF THICKNESS : 75MM

EXTERIOR SECURITY DOORS



ET 01



ET 02



ET 03



ET 04



EX 01



EX 02



EX 03



EX 04



ST 01



ST 02



ST 03



ST 04



EX 05



EX 06



EX 07


WARDROBES & KITCHENS






CEILING & SKIRTING





MDF WALL COVERING





MDF WALL COVERING



Easy installation

MDF Wall is equipped with the unique system which makes the panels very easy to hook into each other and click together.



Joint-free system

The joints between the panels are made almost invisible by the MDF Wall system for an aesthetically perfect result.



Fast assembly

MDF Wall can be installed very quickly. Moreover, after installation the panels do not have to be finished and no time is lost with pointing or sanding.



Fire-resistant

With a 1-hour fire resistance (FR 60), ClicWall meets the most common fire-safety requirement.



Scratch-resistant

The MDF panels have a robust, scratch-resistant melamine layer on both sides.



Hygienic and splash-proof

The MDF Wall surface is extra hygienic because dirt adheres to it less easily and because of its washable nature.




UV resistant

MDF Wall is UV resistant, so the panels retain their colour and continue to look like new.






Acoustic comfort

In a specific set-up MDF Wall provides a very high acoustic comfort value of 48 dB and thus readily achieves the most current sound-proofing requirements.

MDF Wall	Plasterboard
<p>Step 1. Erect substructure (metal or wooden substructure)</p> <p>Step 2. Mount ClicWall (6 to 7 fixing points per panel)</p>	<p>Step 1. Erect substructure (metal or wooden substructure)</p> <p>Step 2. Mount plasterboard (20 to 25 fixing points per panel)</p>
 <p>Up to 5x faster!</p>	<p>Step 3. Fill fixing holes and joints</p> <p>Step 4. Drying time</p> <p>Step 5. Smooth/sand joints and holes</p> <p>Step 6. Apply primer coating</p> <p>Step 7. Drying time</p> <p>Step 8. Paint finishing colour (may require 2 coatings)</p> <p>Step 9. Drying time</p>

HARDWARE



Silver Matte 
 Silver Glossy 
 Glod 




No. RT-1



Silver Matte 
 Silver Glossy 

No. 668



Silver Matte 
 Silver Glossy 
 Glod 


No. RT-4



Silver Glossy 
 Glod 


No. 676



Silver Glossy 
 Glod 



No. 671



Silver Glossy 
 Glod 



No. 666



Silver 
 Glod 

FAHAM INTERNATIONAL LOCK



Silver 
 Glod 

CYLINDER



Silver 
 Glod 

TOILET CYLINDER

ACCESSORIES



DOOR CLOSER: ARM
SURFACE MOUNTED



DOOR CLOSER: CAM ACTION



PUSH DOWN DOOR
STOPPER



FLOOR MOUNTED STOPPER



WALL MOUNTED STOPPER

